





Draft Clause Application Map - Sheet CAP_006

-  LGA Boundary
- LEP Land Application**
-  Clauses of LEP apply
-  SEPP (State Significant Precincts) 2005
- Cadastre**
-  Cadastre 27/07/2020 © Spatial Services

